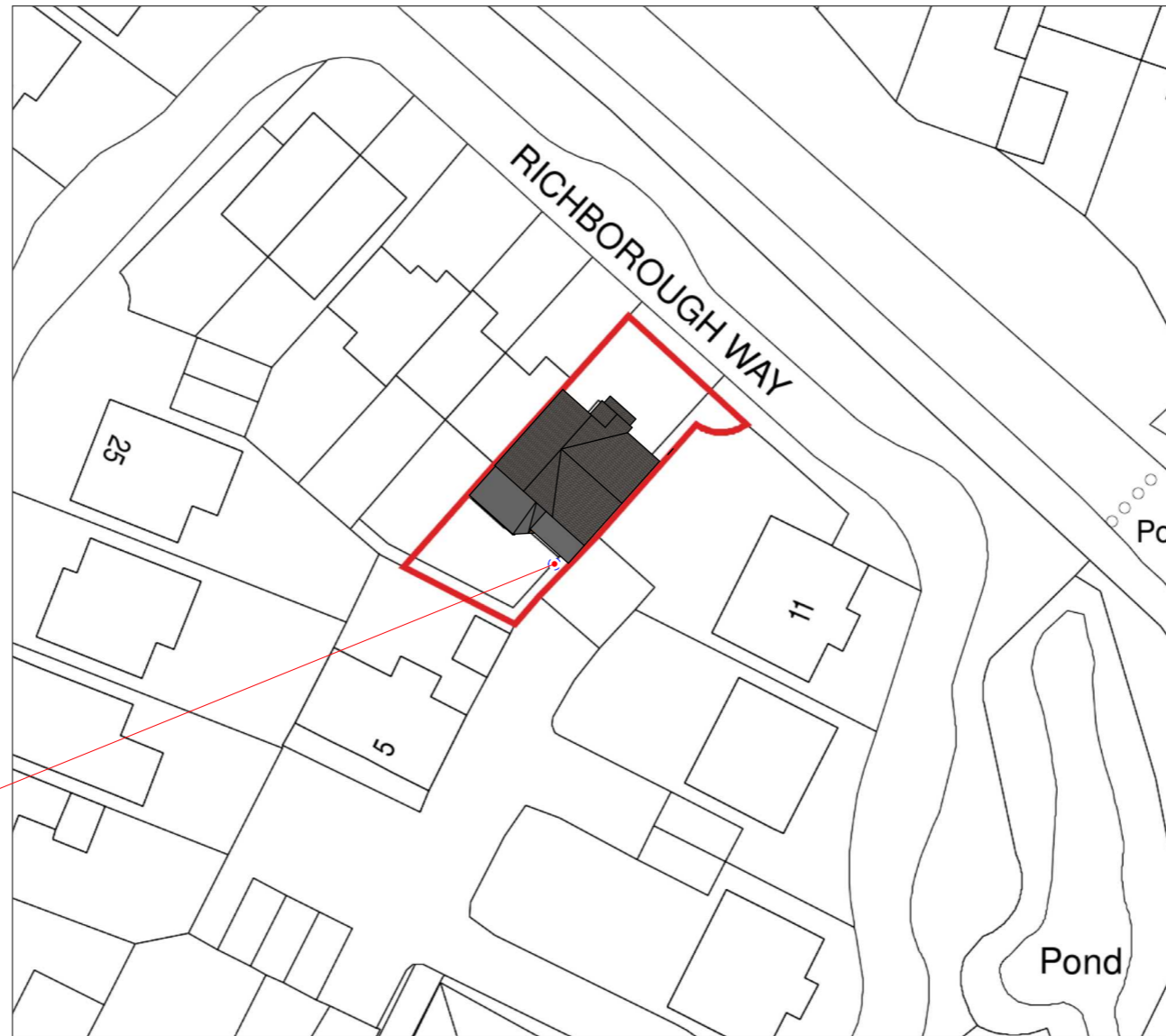
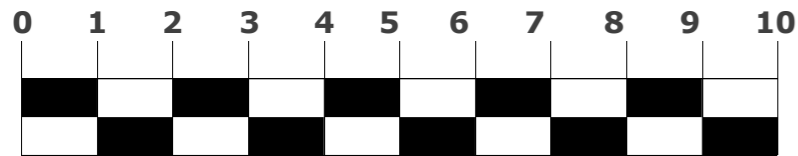
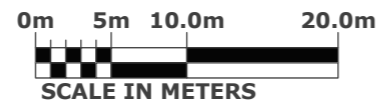


# PROPOSED SITE MAP 1:500@A3



210L WATER BUTT – connected to rainwater downpipe from side extension roof



Scale in Meters

## GENERAL NOTES

This drawing is the sole copyright of ADrawings Ltd and may not be reproduced in any form without prior written consent.

ADrawings Ltd are not responsible for the accuracy of information received from others.

All dimensions and levels must be checked by the contractor(s) on site and any discrepancies must be reported in writing prior to the commencement of any work on site and prior to commencement of the Works on site and any ordering of materials.

All drawings/designs are subject to Building Control & Fire Officers Approval.

All Works to comply with current Planning Policies, Building Regulations, Fire Officer requirements and the particular guidance of any other statutory and advisory bodies.

**RISKS TO HEALTH & SAFETY**  
In addition to complying with statutory requirements, use products, methods of works and protective measures which will minimise health & safety hazards.

ADrawings LTD

